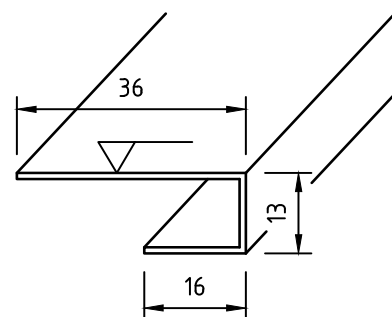
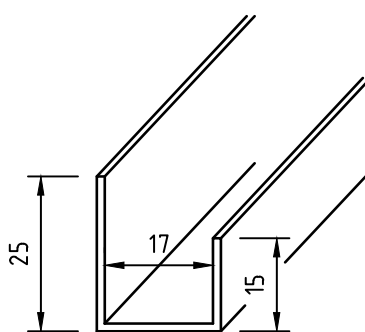


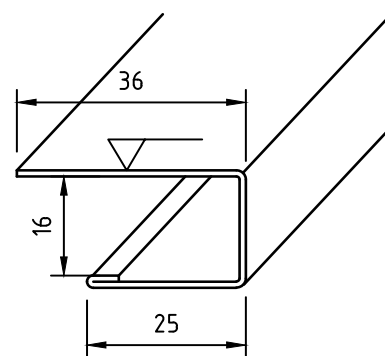
Top profile
type 211
Galv 1,0 mm



Connection profile
type 411



Bottom profile
type 111
Galv 1,25 mm



Connection profile
type 412

PVC or painted
thickness 0,6 mm

